

## Search for periodicities in distribution of orbits of planets\*

M. N. Vahia,<sup>1†</sup> P. Mahajani<sup>2</sup> and A. R. Rao<sup>1</sup>

<sup>1</sup> *Tata Institute of Fundamental Research, Mumbai 400 005, India*

<sup>2</sup> *Mahindra British Telecom Limited, Andheri, Mumbai 400 072, India*

Received December 9, 2002; Accepted 19 February 2003

**Abstract.** We investigate the distribution of extra-solar system planets in order to search for periodicities in their distribution around their parent star. We use the data base of one hundred planets outside the solar system from [www.exoplanets.org](http://www.exoplanets.org) and compare it along with the solar system data. We show that distribution of planets is not arbitrary and has statistically significant peaks in the histogram of distance distribution. We then derive generalized parameters for planetary distribution around a strong central object. We show that there is a statistically significant indication that the distribution in planetary orbits depends on the  $M_*/A_{planet}^2$  where  $M_*$  is the mass of the star and  $A_{planet}$  is the semi-major axis orbital distance of the planet.

*Keywords* : Extra Solar System Planets

### 1. Introduction

Gravitational field in a rotating cloud has an axial symmetry making it difficult to create periodicities in orbits of a proto-stellar and proto-planetary disk. Recent Hubble pictures of disks around stars also seem to indicate that the disks where planets can be formed seem to be symmetrical. As a result, it is often assumed that orbital distances are arbitrary. Empirical rules like the Titius Bode Law are taken to be more a mathematical exercise rather than a manifestation of specific physical processes. However the discovery

---

\*Published in Bulletin in Astronomical Society of India, March 2003

†email: [vahia@tifr.res.in](mailto:vahia@tifr.res.in)

of planets around other stars have once more brought the question of distribution of planets around a star into new focus.

Hayashi (1981) has theoretically analyzed the problems of magnetic fields in proto-planetary disk in thermal and gravitational equilibrium. He has shown that a surface density distribution in the proto solar system disk to be of the form  $kr^{-1.5}$  ( $\text{g cm}^{-2}$ ) (where  $k = 7.1$  for  $0.35\text{AU} < r < 2.7\text{AU}$  and  $k = 30$  for  $2.7\text{AU} < r < 36\text{AU}$ ) fits the mass distribution of the planets. He has shown that for the inner planets, the magnetic fields decay very rapidly since the high density of solid material prevents continuous ionization of the material by cosmic rays to sustain and magnify the magnetic field. However, contrary to this, for regions around Uranus ( $r > 36\text{AU}$ ) there would be significant amplification of magnetic fields. Thommes et al. (2002) have suggested that Uranus and Neptune could not have been created at their present location but are a result of the interplay between giant planets originally close to the orbit of Jupiter.

Li (2002) has simulated the collapse of a proto-planetary disk and shown that self gravitating disks will have a certain embedded magnetic field which can fragment a disk into smaller rings from which planets can form. Ozernoy et al. (2000) have used numerical simulations to show that in the presence of a companion planet around a star, the proto-planetary disk will naturally break into definite resonant patterns which can again lead to the formation of planets. Patzold and Rauder (2002) and Kuchner and Lecar (2002) have argued that around any star there is an exclusion zone of the order of 0.1 AU. Orbit of any planet within this distance would rapidly decay in the central star.

Malhotra (2002) has argued that if two planets are in circular orbit, their close passage would induce an increase in eccentricity of planets forcing them to move in highly elliptical orbits even for a wide range of apparently stable initial conditions. Conversely Marcy et al. (2001) have shown that the 2 planets around GJ 876 are in a stable circular orbit of 2:1 resonance. Li et al. (2002) have simulated different coplanar and non planar configuration for GJ 876 and found that planets in 2:1 configuration have a very robust stable orbit.

In the present paper we attempt to empirically search for resonant orbits in planetary movement over the set of data of over 100 planets outside the solar system using distribution in planets and moons in the solar system.

## 2. Formulation of problem

The problem with proto-planetary disks breaking into bands that eventually coalesce into planets has proved difficult to crack in view of the strongly axi-symmetric nature of the problem. The most probable solutions seem to be to either assume an arm like structure similar to spiral galaxies or a very complex mixture of gravitational potential whose radial symmetry in the rotational plane is broken by magnetic field and radiation (ionization)

field. Both are notoriously difficult to model in view of the high degree of sensitivity to several parameters such as composition, density, temperature gradients etc. The idea of assimilation of planetesimal boulders into planets also seems to disagree on the time scales required for forming the planets.

In the present study therefore, we take statistical approach in order to check if each planetary system is unique or if there is an underlying symmetry.

We use a generalized form of a functional relation between the mass of the central object and the distance of the planet. We assume the form:

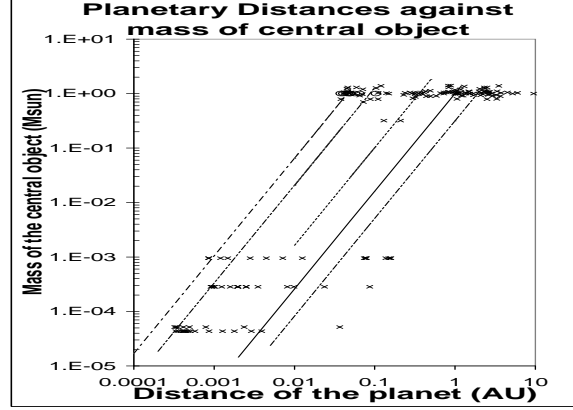
$$a_n = a_0 K^n \quad (1)$$

Here  $a_n$  is the orbital distance of  $n^{th}$  planet and  $a_0$  and  $K$  are arbitrary constants. This is generally treated as a generalized form of the Titius Bode Law (Graner and Dubrulle, 1994, Dubrulle and Graner, 1994). This generalized derivation of this law is based on an assumption of rotational scale invariance. However, the derivation can be done in several ways with an arbitrary set of constants to fit the equation. The law is generally applied to various systems within the solar system including satellites of planets. In each case the constants of the equation 1 are different and hence the Titius Bode law is generally not assumed to indicate any underlying physical law.

The studies made so far have been from either the solar system or the satellites of planets. In that case, the number of variables such as the mass of the central object etc. available to check the statistical significance is small. Hence the problem has not been properly investigated. With new data now available, it is possible to investigate the possible periodicities in orbits of objects around massive objects.

We therefore try to investigate the planetary orbit distributions for extra-solar system planets through a generalized pattern search. The data available on planets outside the solar system is given in tables 1 and 2. The data for the solar system bodies is given in the tables 3 and 4.

We assume that the stability of any planetary system is controlled by gravity and that the mass of the star is fundamental to its stability. We therefore do not use the data where star mass is not known. We search for empirical parameters for possible resonance patterns keeping stellar mass as the central parameter. We also do not use the data for systems where the central object is a degenerate one since clearly, such objects have gone through far more evolution than solar system like objects.



**Figure 1.** Distance distribution of planets outside the solar system.  $\times$  indicates extra-solar system planets and moons of solar system objects.  $\circ$  indicates the solar system planets

### 3. Data Analysis

We have taken the data for 100 planets around main sequence stars from the web site [www.exoplanets.org](http://www.exoplanets.org). From the data we have rejected 7 stars for which mass was not available. The full data used in the analysis is given in tables 1 - 4. In tables 1 and 2 the data is given for the extra-solar system planets while in tables 3 and 4 the data is given for the solar system planets and natural satellites around planets. In column 1 the star name is given along with its mass, and spectral type. We then give the various planet data such as planet mass  $M_p \sin(i)$ , period  $P$  (days) and distance  $D$  in AU. In the figure 1 we have plotted the orbital distance of planets against the mass of the parent star. The data for solar system objects and their satellites systems is also plotted.

While trying to solve equation 1 for the various systems, it is clearly not possible to ensure that all the planets of a given star have been observed and hence it is not possible to derive the exact fits to equation 1. We have therefore searched for a general fit to the relation

$$\text{Log}(M_{star}) = n \text{log}(A_{planet}) + C \quad (2)$$

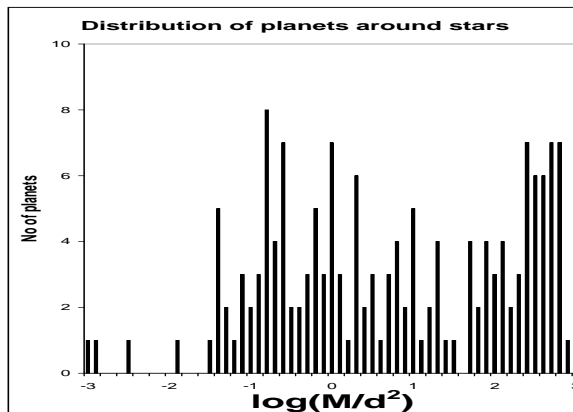
Here  $C$  is an arbitrary constant and  $n$  is an integer. In figure 1 we have plotted the lines for  $n=2$  in equation 2 and different values of  $C$  to give a good eye fit to the data set. Since  $n=2$  seems to give a good fit, we have calculated a quantity  $X$  given by equation 3.

**Table 1.** Planets outside the solar system with eccentricity less than 0.5 and stars with known mass

STAR name	Mass ( $M_{sun}$ )	M.sin(I) ( $M_{Jupiter}$ )	Semi Major axis (AU)	Period (days)	Eccentricity
HD49674	1	0.12	0.0568	4.948	0
HD76700	1	0.197	0.049	3.971	0
HD16141	1	0.215	0.35	75.82	0.28
HD168746	0.92	0.23	0.065	6.403	0.081
HD46375	1	0.249	0.041	3.024	0
HD83443	0.79	0.35	0.038	2.9861	0.08
HD108147	1.27	0.41	0.104	10.901	0.498
HD75289	1.05	0.42	0.046	3.51	0.054
51 Peg	1.05	0.47	0.05	4.2293	0
BD 10 3166	1.1	0.48	0.046	3.487	0
HD6434	1	0.48	0.15	22.09	0.3
HD187123	1.06	0.52	0.042	3.097	0.03
HD209458	1.05	0.69	0.045	3.524738	0
Ups And	1.3	0.71	0.059	6.617	0.034
Ups And	1.3	2.11	0.83	241.2	0.18
Ups And	1.3	4.61	2.5	1266.6	0.41
Epsilon Eridani	0.8	0.86	3.3	2502.1	0.608
HD 38529	1.39	0.67	0.12	14.3007	0.312
HD 38529	1.39	11.3	3.51	2189.5284	0.34
HD 4208	0.93	0.81	1.69	829	0.04
HD 179949	1.24	0.84	0.045	3.093	0.05
55 Cnc	1.03	0.84	0.11	14.66	0.04
55 Cnc*	1.03	0.21	0.24	44.28	0.34
55 Cnc	1.03	4.26	6.01	5300	0.16
HD 82943	1.05	0.88	0.73	221.6	0.54
HD 82943	1.05	1.63	1.16	444.6	0.41
HD 121504	1	0.89	0.32	64.6	0.13
HD 114783	0.92	0.9	1.2	501	0.1
HD 114729	0.93	0.9	2.08	1136	0.33
HD 37124	0.91	0.86	0.585	153	0.1
HD 37124*	0.91	1.01	2.95	1942	0.4
HD 114386		0.99	1.62	872	0.28
HD 150706		1	0.82	264.9	0.38
HD 147513	0.92	1	1.26	540.4	0.52
HD 20367		1.07	1.25	500	0.23
HD 130322	0.79	1.08	0.088	10.724	0.048
$\rho$ CrB	0.95	1.1	0.23	39.645	0.028
HD 52265	1.13	1.13	0.49	118.96	0.29
Gl 777A	0.9	1.15	3.65	2613	0
HD 223084	1.05	1.18	0.41	101.06	0.48
HD 177830	1.17	1.28	1	391	0.43
HD 217107	0.98	1.28	0.07	7.11	0.14
HD 210277	0.99	1.28	1.097	437	0.45
HD 142	1.1	1.36	0.98	338	0.37
HD 27442	1.2	1.43	1.18	423	0.02
16 CygB	1.01	1.5	1.7	804	0.67
HD 74156	1.05	1.56	0.276	51.61	0.649
HD 74156	1.05	7.5	4.47	2300	0.395
HD 134987	1.05	1.58	0.78	260	0.25
HD 4203	1.06	1.64	1.09	406	0.53

**Table 2.** Same as Table 1

STAR name	Mass ( $M_{sun}$ )	M.sin(I) ( $M_{Jupiter}$ )	Semi Major axis (AU)	Period (days)	Eccentricity
HD 108874	1	1.65	1.07	401	0.2
HD 68988	1.2	1.9	0.071	6.276	0.14
HD 160691	1.08	1.7	1.5	638	0.31
HD 160691	1.08	1	2.3	0	0.8
HD 19994	1.35	2	1.3	454	0.2
HD 216437	1.07	2.1	2.7	1294	0.34
Gliese 876	0.32	1.98	0.21	61.02	0.27
Gliese 876	0.32	0.56	0.13	30.1	0.12
HD 8574		2.23	0.76	228.8	0.4
HR 810		2.26	0.925	320.1	0.161
47 Uma	1.03	2.41	2.1 1095 0.96		
47 Uma	1.03	0.76	3.73	2594	0.1
HD 23079	1.1	2.54	1.48	627.3	0.06
HD 12661	1.07	2.47	0.85	263.558	0.347
HD 12661	1.07	1.86	2.61	1407	0.22
HD 72659	0.95	2.55	3.24	2185	0.18
HD 128311	0.8	2.63	1.06	414	0.21
HD 169830	1.4	2.96	0.823	230.4	0.34
HD 196050	1.1	3	2.5	1289	0.28
HD 73526	1.02	3	0.66	190.5	0.34
HD 40979	1.08	3.16	0.818	260	0.42
14 Her	0.79	3.3	2.5	1619	0.3537
GJ 3021	0.9	3.31	0.49	133.82	0.505
HD 80606	0.9	3.41	0.439	111.78	0.927
HD 195019	1.02	3.43	0.14	18.3	0.05
HD 13507		3.46	2.39	1318	0.13
HD 92788	1.06	3.8	0.94	340	0.36
$\tau$ Boo	1.3	3.87	0.0462	3.3128	0.018
G1 86	0.79	4	0.11	15.78	0.046
HD 213240	1.22	4.5	2.03	951	0.45
HD 50554	1.1	4.9	2.38	1279	0.42
HD 190228	1.3	4.99	2.31	1127	0.43
HD 2039	0.98	5.1	2.2	1190	0.69
HD 222582	1.5.4	1.35	576	0.71	
HD 28185	0.99	5.6	1	385	0.06
HD 178911	0.87	6.292	0.32	71.487	0.1243
HD 10697	1.1	6.59	2	1083	0.12
70 Vir	1.1	6.6	0.43	116.6	0.4
HD 106252	1.05	6.81	2.61	1500	0.54
HD 23596		7.19	2.72	1558	0.314
HD 89744	1.4	7.2	0.88	256	0.7
HD 30177	0.95	7.7	2.6	1620	0.22
HD 168443	1.01	7.7	0.29	58.116	0.529
HD 168443	1.01	16.9	2.85	1739.5	0.228
HD 33636	0.99	7.71	2.62	1553	0.39
HIP 75458	1.05	8.64	1.34	550.651	0.71
HD 141937	1	9.7	1.52	653.22	0.41
HD 39091	1.1	10.37	3.34	2083	0.62
HD 114762	0.82	11	0.3	84.03	0.334
HD 136 118	1.24	11.9	2.335	1209.6	0.366
HD v162020	0.7	13.75	0.072	8.428198	0.277



**Figure 2.**  $M_{star}/(Planet\ Distance)^2$  distribution of extra solar system planets and solar system objects

$$X = \log\left(\frac{M_{star}}{A_{planet}^2}\right) \quad (3)$$

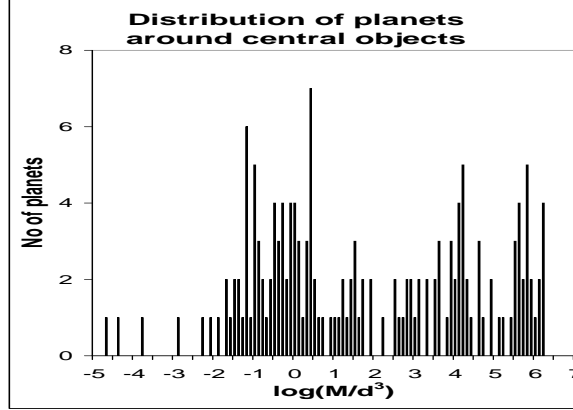
We have plotted a histogram of  $X$  in figure 2. If the distribution plotted by us was random, we would expect an average of 2.6 objects per bin for the 159 objects distributed in 61 bins. However, we obtain a distinct peak with 8 points and 5 peaks of 7 objects in a clear broad maximum. The probability of finding 1 bin with 8 objects is  $3.8 \cdot 10^{-3}$  and the probability of finding 1 peak of 7 objects is 0.01. However, each of these probabilities and hence the probability of finding 1 bin with 8 objects and 5 bins of 7 objects is less than  $10^{-10}$ . We therefore conclude that the relation given by equation 4 (where  $C_1$  and  $k$  are constants) represents a physically significant condition of resonance in planet distribution around stars.

$$A_{planet}^2 = C_1 M_{star} + k \quad (4)$$

Recent studies on the formation of gaps between planet locations triggered by disk planet tidal interactions (Rafikov, 2002) Iwasaki et al (2002) use Hill's radius which relates the disk scale height to the Toomre stability Parameter. Under these assumptions, the Hill's radius between two adjacent proto-planets is given by the equation 5.

$$r_H = \frac{a_1 + a_2}{2} \left[ \frac{2m}{3M_*} \right]^{1/3} \quad (5)$$

where  $a_1$  and  $a_2$  are the initial semi-major axes of the first and second planet and



**Figure 3.**  $M_*/(\text{Planet Distance})^3$  distribution of planets outside the solar system and solar system objects

the second fraction is the reduced Hill radius where  $m$  is the mass of the protoplanet and  $M_*$  is the mass of the parent star. In this assumption, the orbits of the neighbouring planets must be separated by the cube of the distance. In figure 3 we have plotted the distribution as a function of  $M_*/d^3$  where  $d$  is the distance of the planet. As can be seen from the figure, there is only one peak in the distribution with a statistical significance of  $7.5 \cdot 10^{-4}$ .

#### 4. Discussion and Conclusion

We have searched for possible patterns in distance distribution of planets around massive objects in light of the data from extra-solar system planets as well as the solar system and the natural satellites of the Solar System planets. Our analysis shows that there is a periodicity and the location of the planet orbit will depend on the mass of the parent star and the quantity  $M_{star}/A_{planet}^2$  is constant. If this result is confirmed with more data, it should be possible to predict the possible location of extra-solar system planets around stars and may also indicate significant resonance effects in condensation of planets from protoplanetary disks.

While the approach taken by us is purely statistical, our results indicate that there seems to be an underlying symmetry and though coming from statistics rather than physical principles it seems to indicate some universal underlying principle.

It is possible to interpret the results to indicate that the results imply that that the further out you go, the wider the annulus that can be dominated by a single condensing



core over tidal forces of the central object. This interpretation seems to be simplistic. Amongst the hundred extra-solar systems listed in tables 1 and 2, twelve have more than one planets. For three stars, the inner planets are heavier than the outer planets and for two systems the inner and outer planets have similar masses in spite of their large separation in distances indicating a more complex interplay between the planet condensing forces and the density of the protoplanetary disks.

## 5. Acknowledgement

The Authors wish to thank the referee Prof. V. Trimble whose questioning of the various aspects of the manuscript help clarify several underlying ideas in the paper. We also wish to thank Ms. Prabhudesai for meticulously going through the manuscript and making several corrections.

### References:

- Dubrulle B, Graner F, 1994, *Astron Astrophys*, **282**, 269
- Graner F, Dubrulle B, 1994, *Astron Astrophys*, **282**, 262
- Hayashi C, 1981, *Suppl Prog Theo Phys*, **70**, 35
- Iwasaki K, Emori H, Nakazawa K, Tanaka H, 2002, *Pub Astron Society Journal*, **54**, 471
- Kuchner M J, Lecar M, 2002, *Astrophys J*, **574**, L87
- Li Z Y, 2002, *Astrophys J*, **574**, L159
- Malhotra R, 2002, *Astrophys J*, **575**, L33
- Marcy G W, Butler R P, Fischer D, Vogt S S, Lissauer J J, Rivera E L, 2001, *Astrophys J*, **556**, 296
- Ozeroy, Leonid M.; Gorkavyi, Nick N.; Mather, John C.; Taidakova, Tanya A., 2000, *Astrophys J*, **537**, 147
- Patzold M, Rauder H, 2002, *Astrophys J*, **568**, L117
- Rafikov R R, 2002, *Astrophys J*, **572**, 566
- Thommes E W, Duncan M J, Levison H F, 2002, *Astronomical J*, **123**, 2862

**Table 3.** Table Distribution of solar system objects

Source	Object name	Mass ( $M_{sun}$ )	Semi Major axis (AU)
Solar System	Mercury	1	0.3859
	Venus	1	0.7213
	Earth	1	1
	Mars	1	1.5186
	Jupiter	1	5.1893
	Saturn	1	9.5133
	Uranus	1	19.14
	Neptune	1	29.99
	Pluto	1	39.413
	Jupiter	Metis	$9.50 \cdot 10^{-4}$
Adrastea		$9.50 \cdot 10^{-4}$	$8.53 \cdot 10^{-4}$
Amalthea		$9.50 \cdot 10^{-4}$	$1.21 \cdot 10^{-3}$
Theb		$9.50 \cdot 10^{-4}$	$1.47 \cdot 10^{-3}$
Leda		$9.50 \cdot 10^{-4}$	$7.41 \cdot 10^{-2}$
Himalia		$9.50 \cdot 10^{-4}$	$7.65 \cdot 10^{-2}$
Lysithea		$9.50 \cdot 10^{-4}$	$7.81 \cdot 10^{-2}$
Ealara		$9.50 \cdot 10^{-4}$	$7.83 \cdot 10^{-2}$
Ananke		$9.50 \cdot 10^{-4}$	$1.38 \cdot 10^{-1}$
Carme		$9.50 \cdot 10^{-4}$	$1.49 \cdot 10^{-1}$
Pasiphae		$9.50 \cdot 10^{-4}$	$1.55 \cdot 10^{-1}$
Sinope		$9.50 \cdot 10^{-4}$	$1.58 \cdot 10^{-1}$
Io		$9.50 \cdot 10^{-4}$	$2.81 \cdot 10^{-3}$
Europa		$9.50 \cdot 10^{-4}$	$4.47 \cdot 10^{-3}$
Ganymede		$9.50 \cdot 10^{-4}$	$7.13 \cdot 10^{-3}$
Callisto	$9.50 \cdot 10^{-4}$	$1.25 \cdot 10^{-2}$	
Saturn	Atlas	$2.84 \cdot 10^{-4}$	$9.13 \cdot 10^{-4}$
	Inner G.	$2.84 \cdot 10^{-4}$	$9.29 \cdot 10^{-4}$
	Outer G.	$2.84 \cdot 10^{-4}$	$9.45 \cdot 10^{-4}$
	Epimetheus	$2.84 \cdot 10^{-4}$	$1.01 \cdot 10^{-3}$
	Janus	$2.84 \cdot 10^{-4}$	$1.00 \cdot 10^{-3}$
	Mimas	$2.84 \cdot 10^{-4}$	$1.24 \cdot 10^{-3}$
	Enceladus	$2.84 \cdot 10^{-4}$	$1.59 \cdot 10^{-3}$
	Tethys	$2.84 \cdot 10^{-4}$	$1.97 \cdot 10^{-3}$
	Telesto	$2.84 \cdot 10^{-4}$	$1.97 \cdot 10^{-3}$
	Calypso	$2.84 \cdot 10^{-4}$	$1.97 \cdot 10^{-3}$
	Dione	$2.84 \cdot 10^{-4}$	$2.51 \cdot 10^{-3}$

**Table 4.** Same as Table 3

Source	Object name	Mass ( $M_{sun}$ )	Semi Major axis (AU)
Saturn	DioneB	$2.84 \cdot 10^{-4}$	$2.51 \cdot 10^{-3}$
	Rhea	$2.84 \cdot 10^{-4}$	$3.51 \cdot 10^{-3}$
	Titan	$2.84 \cdot 10^{-4}$	$8.15 \cdot 10^{-3}$
	Hyperion	$2.84 \cdot 10^{-4}$	$9.87 \cdot 10^{-3}$
	Iapetus	$2.84 \cdot 10^{-4}$	$2.37 \cdot 10^{-2}$
	Phoebe	$2.84 \cdot 10^{-4}$	$8.64 \cdot 10^{-2}$
	Uranus	Cordelia	$4.35 \cdot 10^{-5}$
Ophelia		$4.35 \cdot 10^{-5}$	$3.60 \cdot 10^{-4}$
Bianca		$4.35 \cdot 10^{-5}$	$3.96 \cdot 10^{-4}$
Cressida		$4.35 \cdot 10^{-5}$	$4.13 \cdot 10^{-4}$
Desdemona		$4.35 \cdot 10^{-5}$	$4.19 \cdot 10^{-4}$
Juliet		$4.35 \cdot 10^{-5}$	$4.30 \cdot 10^{-4}$
Portia		$4.35 \cdot 10^{-5}$	$4.42 \cdot 10^{-4}$
Rosalind		$4.35 \cdot 10^{-5}$	$4.68 \cdot 10^{-4}$
Belinda		$4.35 \cdot 10^{-5}$	$5.03 \cdot 10^{-4}$
Puck		$4.35 \cdot 10^{-5}$	$5.75 \cdot 10^{-4}$
Miranda		$4.35 \cdot 10^{-5}$	$8.65 \cdot 10^{-4}$
Ariel		$4.35 \cdot 10^{-5}$	$1.28 \cdot 10^{-3}$
Umbriel		$4.35 \cdot 10^{-5}$	$1.78 \cdot 10^{-3}$
Titania		$4.35 \cdot 10^{-5}$	$2.91 \cdot 10^{-3}$
Oberon	$4.35 \cdot 10^{-5}$	$3.90 \cdot 10^{-3}$	
Neptune	Naiad	$5.16 \cdot 10^{-5}$	$3.22 \cdot 10^{-4}$
	Thalassa	$5.16 \cdot 10^{-5}$	$3.35 \cdot 10^{-4}$
	Despina	$5.16 \cdot 10^{-5}$	$3.51 \cdot 10^{-4}$
	Galatea	$5.16 \cdot 10^{-5}$	$4.14 \cdot 10^{-4}$
	Larissa	$5.16 \cdot 10^{-5}$	$4.91 \cdot 10^{-4}$
	Proteus	$5.16 \cdot 10^{-5}$	$7.86 \cdot 10^{-4}$
	Triton	$5.16 \cdot 10^{-5}$	$2.37 \cdot 10^{-3}$
	Nereid	$5.16 \cdot 10^{-5}$	$3.68 \cdot 10^{-3}$

**Table 5.** List of Stars with multiple planets

STAR name	Mass (Msun)	M.sin(I) ( $M_{jupiter}$ )	Semi Major axis (AU)	Period (days)	Eccentricity
Ups And	1.3	0.71	0.059	6.6	0.0
Ups And	1.3	2.11	0.83	241.2	0.2
Ups And	1.3	4.61	2.5	1266.6	0.4
HD 38529	1.39	0.67	0.12	14.3	0.3
HD 38529	1.39	11.3	3.51	2189.5	0.3
55 Cnc	1.03	0.84	0.11	14.7	0.0
55 Cnc	1.03	0.21	0.24	44.3	0.3
55 Cnc	1.03	4.26	6.01	5300	0.2
HD 82943	1.05	0.88	0.73	221.6	0.5
HD 82943	1.05	1.63	1.16	444.6	0.4
HD 114783	0.92	0.9	1.2	501	0.1
HD 114729	0.93	0.9	2.08	1136	0.3
HD 37124	0.91	0.86	0.585	153	0.1
HD 37124	0.91	1.01	2.95	1942	0.4
HD 217107	0.98	1.28	0.07	7.1	0.1
HD 210277	0.99	1.28	1.097	437	0.5
HD 74156	1.05	1.56	0.276	51.6	0.6
HD 74156	1.05	7.5	4.47	2300	0.4
HD 160691	1.08	1.7	1.5	638	0.3
HD 160691	1.08	1	2.3	0	0.8
Gliese 876	0.32	0.56	0.13	30.1	0.1
Gliese 876	0.32	1.98	0.21	61.0	0.3
HD 12661	1.07	2.47	0.85	263.6	0.3
HD 12661	1.07	1.86	2.61	1407	0.2
HD 168443	1.01	7.7	0.29	58.1	0.5
HD 168443	1.01	16.9	2.85	1739.5	0.2